

TECHNICAL RIDER

A SENSITIVE CASE – THE SHOW

This technical rider is part of the agreement between the two parties.

General On tour: 1 Artist & 1 Technician (+1/2 technicians from the venue)
1 parking spot
2 single rooms
Secured dressing room
2 vegetarian meals
Sufficient drinking water

Duration	45'		
Build-up / scenography only	1h30' - 2h00'		
Build-up (everything excl. install. light & sound)	4h30'		
Warm up	30'	Breakdown	1h
Min. time between shows	2h30'		

Technicians (company) 1
Technicians (house) 1 or 2 (build-up & breakdown of stage, sound & light)

Anchor points Not needed
Rigging points Not needed (next to lights if hung)
Stage 3 meters deep / 4 meters wide / 0.4 meters high
Space needed 5 m depth / 6m width / 3m height

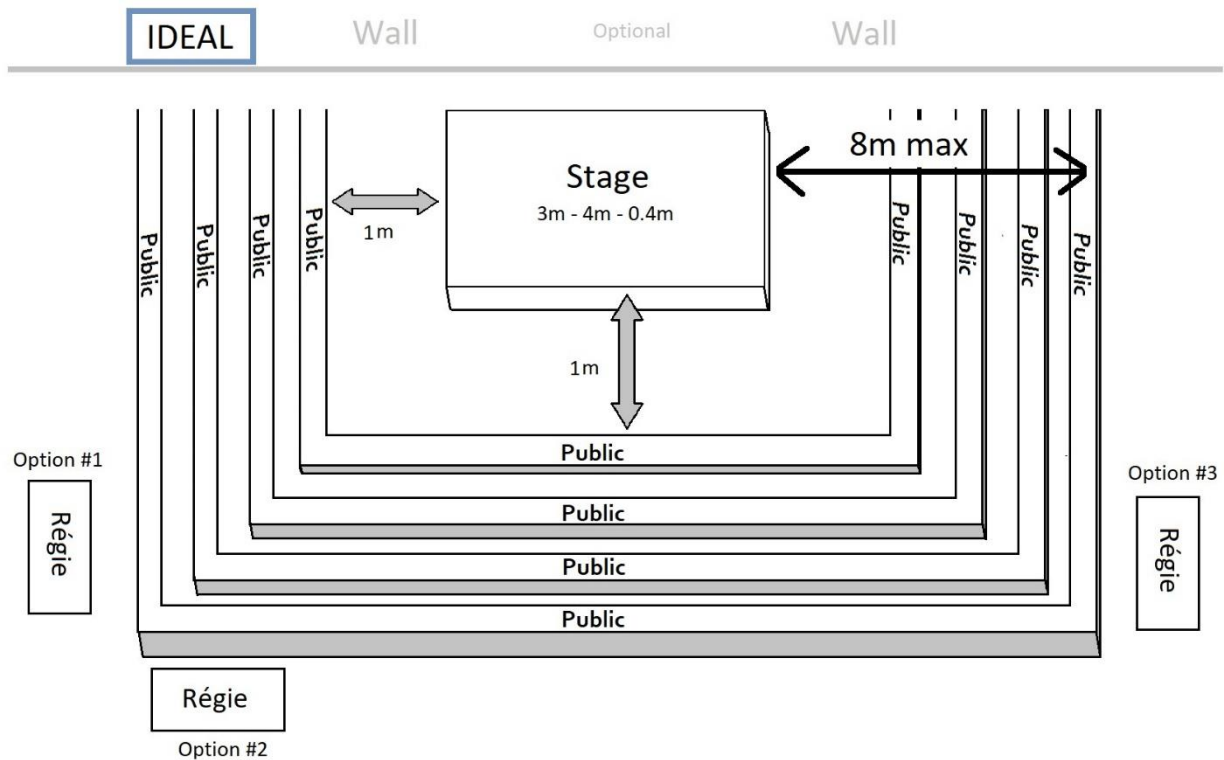
Stage 6 stage elements + clamps to fix them together
A flat even surface with 6 stage elements (practicabels) firmly attached to make up a steady platform of 3 – 4 – 0,4m. This should be levelled 0° A white ballet floor will be installed on top and around the stage elements to make it appear as a white block. The ballet floor will be provided by the compagnie. The stage elements (practicabels) by the venue.
The playing surface must be shielded from heavy wind, rain and others intense weather conditions if the show is in the outside.

Lights
Plan for light- at the bottom of this document. If perform outside, it is recommended to play in the evening with (minimal) lights.

Sounds
4 / 2 small speakers to be placed on the floor underneath the audience
1 active speaker / monitor from below the stage elements (In minimal setup the stage elements and also this 1 active speaker / monitor could be left out.)

Audience

- Audience on 3 sides of the stage
- Audience can variate from between 50 - 200 depending on the levels and amount of rows.
- With Covid19 restrictions atm a max of 100 is more realistic.
- The Covid19 restrictions are the ideal excuse to bring this show in special places:
 - In a hall underneath balconies (pictures on page 3)
 - Up or under a glass ceiling / glass floor
 - Inside an empty swimming pool / reservoir / lowered terrain
 - In a closed of space surrounded by windows of glass



With the restrictions in mind, this show is open for adaptations in place, timing and setup. Read more about the building performance below.

Ideally the venue provides 3 ascending levels for the audience with heights (for example 50cm / 75cm / 100cm) starting from 1m distance of the stage. Another row can be placed on a balcony or an upper floor looking down at the stage from 'bird's eye perspective' (see pictures of examples on the last page).

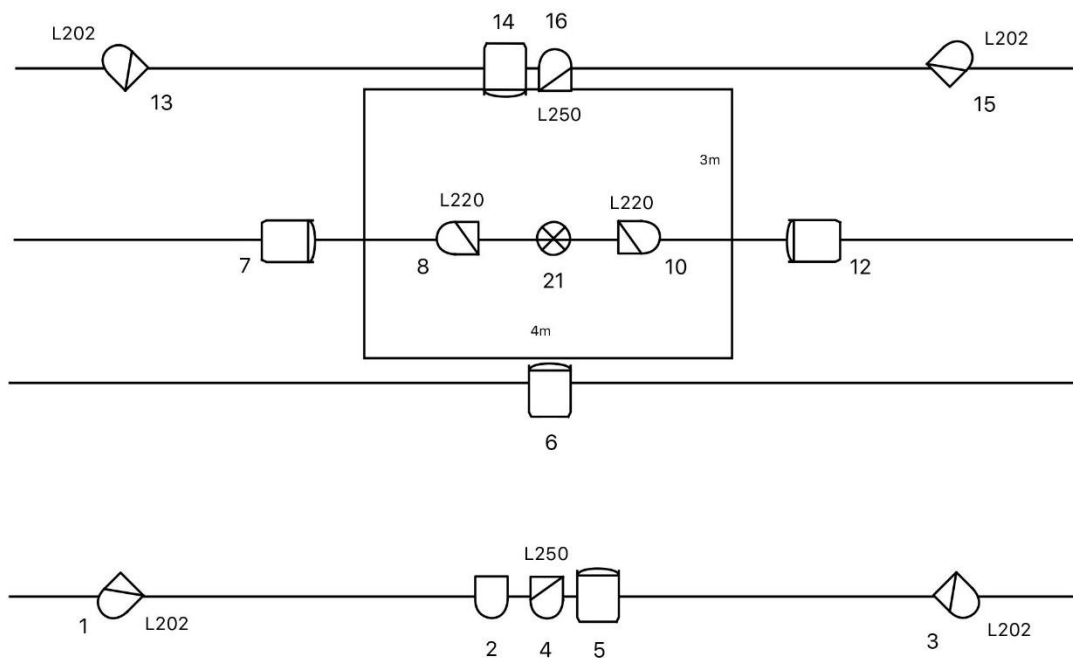
Extras





There are mouse traps that are hidden away at the location, which are triggered with fishing wire during and after the performance (hidden from the audience). The sound effect of this surprise is of course ideal in (large) open spaces that permit reverberation of the sound.

LIGHT PLAN

IDEAL LIGHT PLAN

A Sensitive Case - Bert Berg



	Elation led par (from us)	
	PC W/ barndoor	x5
	Par cp62	x8
	Par cp60	x1

CONTACT

Contact

Art. & Prod. lead

Bert Vanden Berghe

Info@bertberg.com

Bert.Vanden.Berghe@outlook.com

+32478577866

Team

Tech. lead & Prod. support

Jamy Hollebeke

+32476402865

holle_jamy@hotmail.com

2nd Tech. support

Wout Clarysse +32471134916


Wout.clarysse@gmail.com

Willem Rys +32498513108

willemrys@outlook.com

EXAMPELS PAST SHOWS SET-UP'S


Chapple in Antwerp (With 3m distance audience - stage)



A commune Hall



Scène-sur-scène (With 3m distance audience - stage)



Example of the Bird's Eye view

